

Updating takes too long?

NOW YOU CAN KEEP YOUR COMPUTER UP TO DATE WITH A QUICK AND EASY WAY.

HERE IS HOW YOU DO IT....

SOFTWARE UPDATES KEEP OUR COMPUTER RUNNING SMOOTH. IT USED TO TAKE HOURS TO GET AN UPDATE, BUT NOW WE HAVE AN ACCOUNT THAT WILL HELP CUT THAT TIME TO MINUTES!

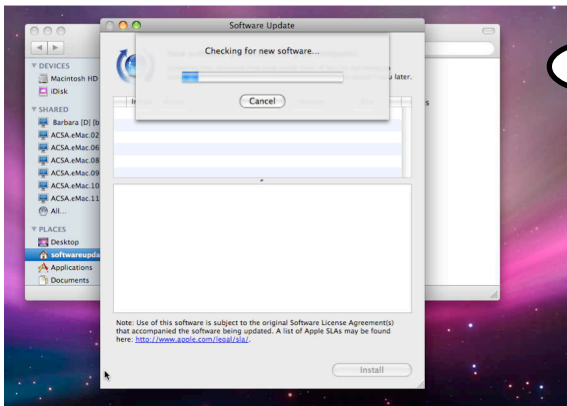
1

LOG OUT OF YOUR ACCOUNT, AND THEN LOG INTO YOUR COMPUTER USING "SOFTWAREUPDATE" FOR THE USER NAME AND "UPDATE" FOR THE PASSWORD



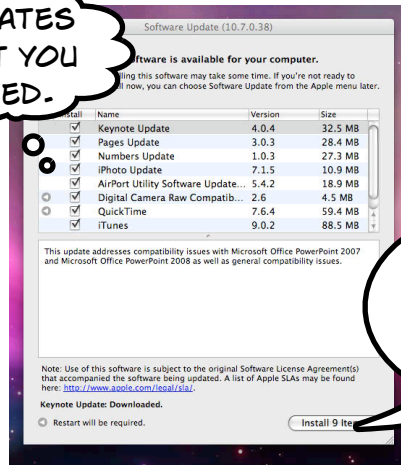
2

IT WILL LOG IN AND AUTOMATICALLY LOOK FOR UPDATES. YOU DON'T NEED TO DO ANYTHING YET....



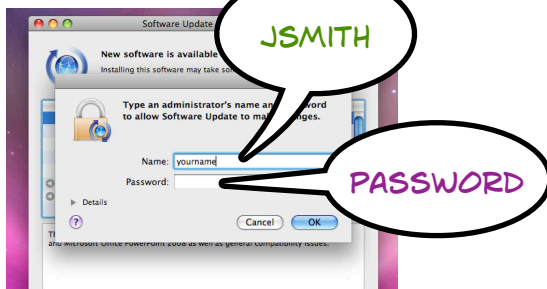
UPDATES THAT YOU NEED.

3



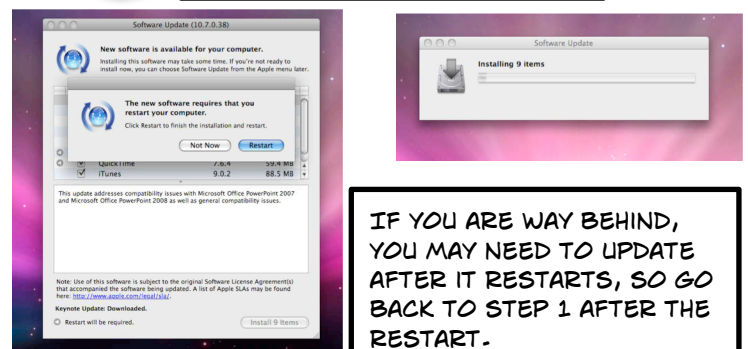
WHEN YOU SEE THIS CLICK ON THE INSTALL UPDATES.

4



5

INSTALL THE UPDATES



USE YOUR USERNAME AND PASSWORD TO AUTHORIZE THE INSTALLATION ON THE COMPUTER.

IF YOU ARE WAY BEHIND, YOU MAY NEED TO UPDATE AFTER IT RESTARTS, SO GO BACK TO STEP 1 AFTER THE RESTART.