



# PRINTERS@NPS PRINTERS

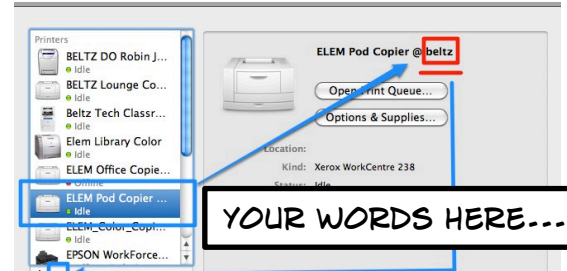
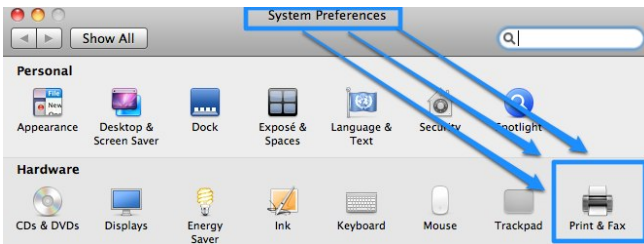
NOT BEING ABLE TO PRINT HAVE YOU SO MAD YOU COULD SPIT??



THIS SHEET WILL HELP YOU PRINT AGAIN...



OPEN SYSTEM PREFERENCES AND THEN CLICK ON "PRINT & FAX"



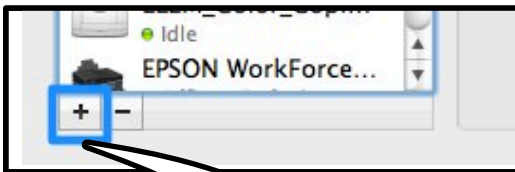
YOUR WORDS HERE...




CLICK ON THE PRINTER AND CHECK IF IT HAS "@BELTZ" AT THE END, YOU NEED TO DELETE IT. DELETE ALL PRINTERS THAT HAVE "@BELTZ" => THEY WON'T WORK!



NOW THAT WE HAVE DELETED THE OLD ONES, WE CAN ADD THE WORKING ONES!! =D

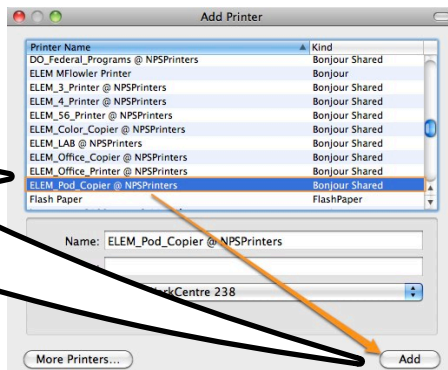


CLICK ON THE PLUS TO ADD A PRINTER..



FIND THE PRINTER NAME, BUT WITH THE @NPSPRINTERS

WHEN YOU HAVE THE CORRECT PRINTER SELECTED, CLICK ON "ADD" AT THE BOTTOM TO ADD THE PRINTER



ONCE YOU HAVE THE NEW PRINTER ADDED, YOU CAN PRINT TO IT AND BE HAPPY AGAIN!