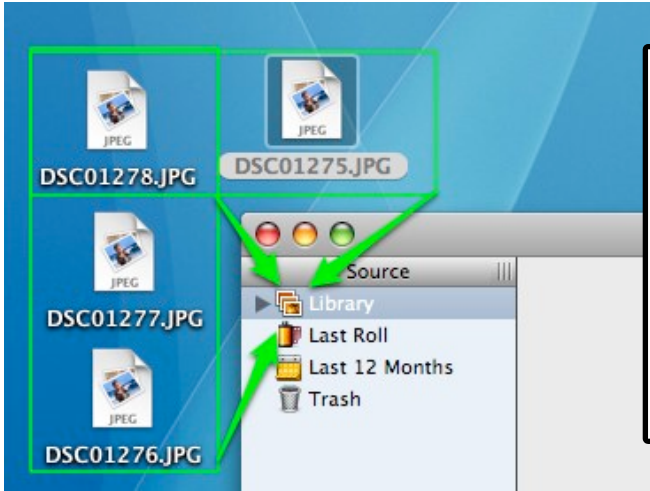


BACKING UP YOUR IPHOTO

WANT TO SAVE YOUR PICTURES??? HERE IS HOW TO BACK THEM UP SO YOU DON'T LOSE THEM.



THE FIRST THING IS TO MAKE SURE YOU HAVE ALL YOUR PHOTOS IN YOUR IPHOTO LIBRARY. IF YOU HAVE ANY PICTURES ON YOUR DESKTOP OR DOCUMENT'S FOLDER, PUT THEM IN YOUR IPHOTO LIBRARY

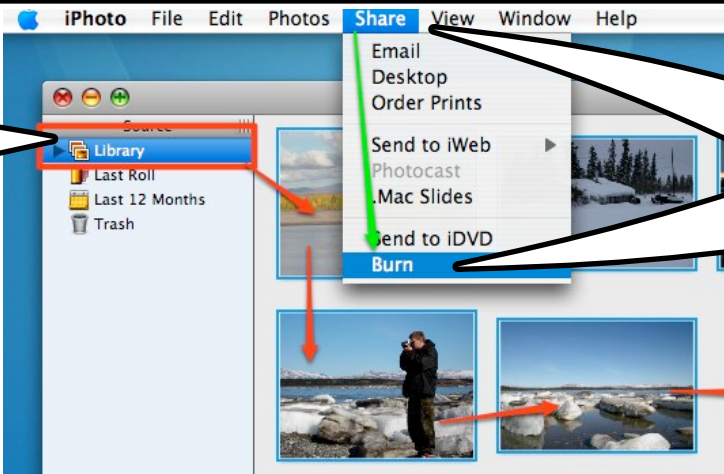


IF YOU HAVE ALREADY IMPORTED A PICTURE, YOU WILL BE NOTIFIED AND ASKED IF YOU WANT TO IMPORT THE DUPLICATE.



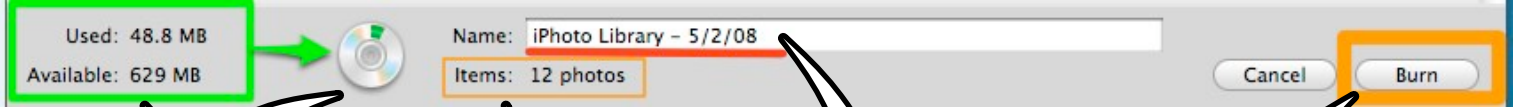
WITH ALL YOUR PHOTOS IN YOUR IPHOTO LIBRARY YOU CAN NOW BACK THEM UP USING IPHOTO. JUST INSERT A CD OR DVD AND THEN....

SELECT THE PICTURES IN YOUR IPHOTO LIBRARY



WITH PICTURES SELECTED, CLICK SHARE IN THE MENU BAR, THEN BURN

AT THE BOTTOM THERE WILL BE INFO



SPACE USED BY SELECTION (MAKE SURE IT FITS)

NUMBER OF PHOTOS SELECTED

NAME OF DISK

WHEN YOU ARE READY, BURN YOUR CD