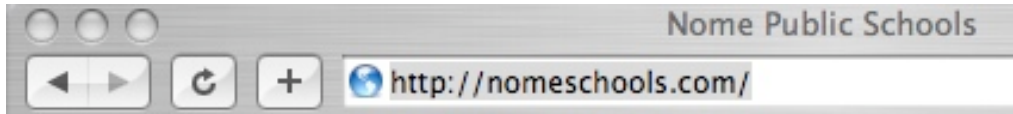


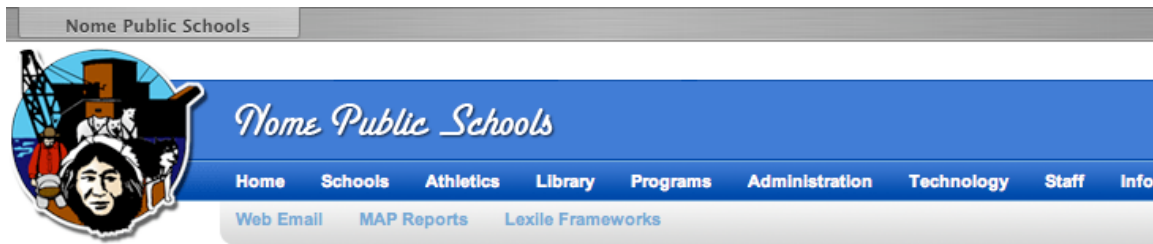
Nome Public Schools New Hire In Service

1. Checking your Web Mail on Nome Schools.com

In your browser go to <http://nomeschools.com>



Once there, look along the top of the page for **Staff**. Mouse over staff and a submenu will appear, click on Web Mail.



After clicking that it will bring you to the log in page.



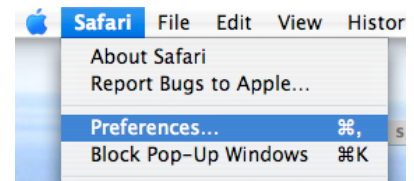
Your User Name will be your first initial and your last name, all lower case no space.
(John Smith = jsmith)

Your Default password will be? Password123 – you will be required to change this on the first log in.

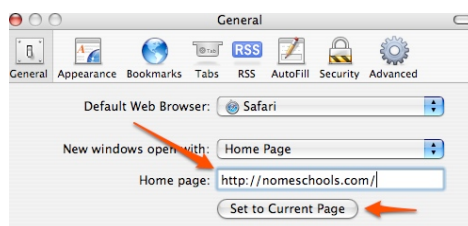
Your new email address is: firstname.lastname@nomeschools.com
(rjohnson@nomeschools.com)

2. Set Your Home Page

In Safari go to the Safari menu and select Preferences



Set your home page to <http://nomeschools.com>



3. Log into PowerSchool

Once your home page is set you can select PowerSchool (PS) by mousing over Home on the main district menu.



Your PS log in will be your first initiallastname (rjohnson) and your password will be password123

Attendance



Lunch Count



Student Information



Reports



Web Assignments

